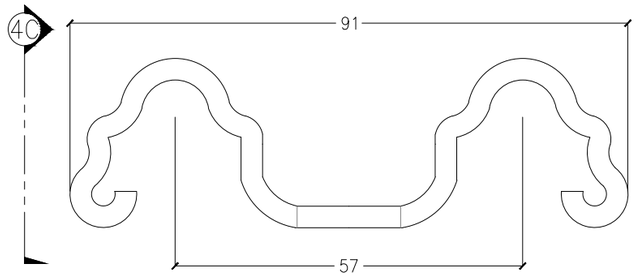

4A A-4.0 PLAN VIEW
SCALE: 1:1

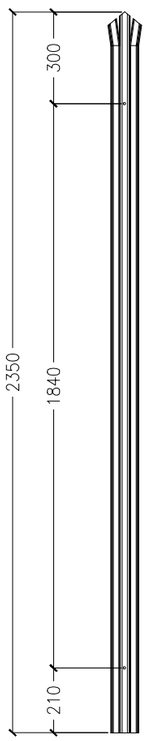

4B A-4.0 ELEVATION VIEW
SCALE: 1:20

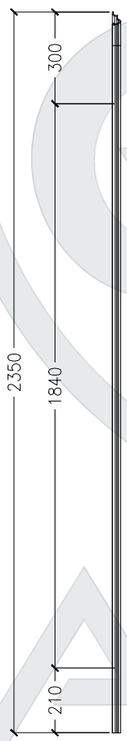

4C A-4.0 SECTION VIEW
SCALE: 1:20

4D A-4.0 3D VIEW
SCALE: 1:10

GUARD-R®

92 OLD BATHURST RD, EMU HEIGHTS NSW 2750, AUSTRALIA

PROJECT TITLE / PRODUCT TITLE

2400 H PALE

PROJECT OWNER / PRODUCT OWNER

GUARD-R

PRODUCT SPECIFICATIONS

FOOTING SPECIFICATIONS

ITEM NO.	ASSEMBLY COMPONENTS	DRAWING NO.	QTY
01	2400 H ASSEMBLY	SF004.1	N/A
02	2700 H ASSEMBLY	SF004.2	N/A
03	3000 H ASSEMBLY	SF004.3	N/A
04	2400 H PALE	SF004.4	17
05	2700 H PALE	SF004.5	17
06	3000 H PALE	SF004.6	17
07	BOTTOM RAIL	SF004.7	1
08	TOP RAIL	SF004.8	1
09	INTERMEDIATE FISHPLATE	SF004.9	4
10	M8 T Bolt	SF004.10	34
11	M8 Shear Nut	SF004.11	34
12	M12 Cup Head Bolt	SF004.12	4
13	M12 Shear Nut	SF004.13	4
14	IG Post to suit 2400 H	SF004.14	2
15	IG Post to suit 2700 H	SF004.15	2
16	IG Post to suit 3700 H	SF004.16	2

REVISIONS	
NO.	DESCRIPTION

FINISH DETAIL			
MATERIAL GRADE		WEIGHT	
FIRST COATING TYPE		COLOUR	
SECOND COATING TYPE		COLOUR	

DRAWING TITLE	SF004.4			SHEET NO. A 4.0
LINKING INVENTORY CODE				
LINKING PRODUCTION CODE				
DATE	JUN 2023	SCALE	AS SHOWN	TOTAL SHEETS
DRAWN BY	SUMMIT CAD	PAPER SIZE	A3	
DESIGNED	SUMMIT CAD	PROJECT NO.	–	16
APPROVED	STEVE O.	REF NO.	–	

DETAILS OF DESIGN

GRADIENT	TOP	FRAME / RAIL	TYPE	HINGE	LATCH	DROP BOLT	PICKET	INFILL	OPENING / CLOSING
–	–	–	–	–	–	–	–	–	–
OPENING WIDTH RANGE (MM)	HEIGHT RANGE (MM)	–	–	–	–	–	–	–	NOTES
–	–	–	–	–	–	–	–	–	–