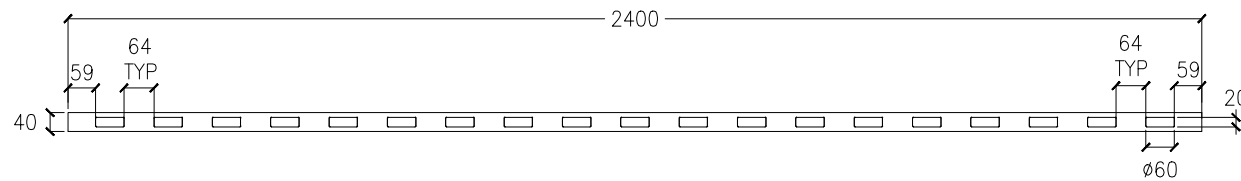


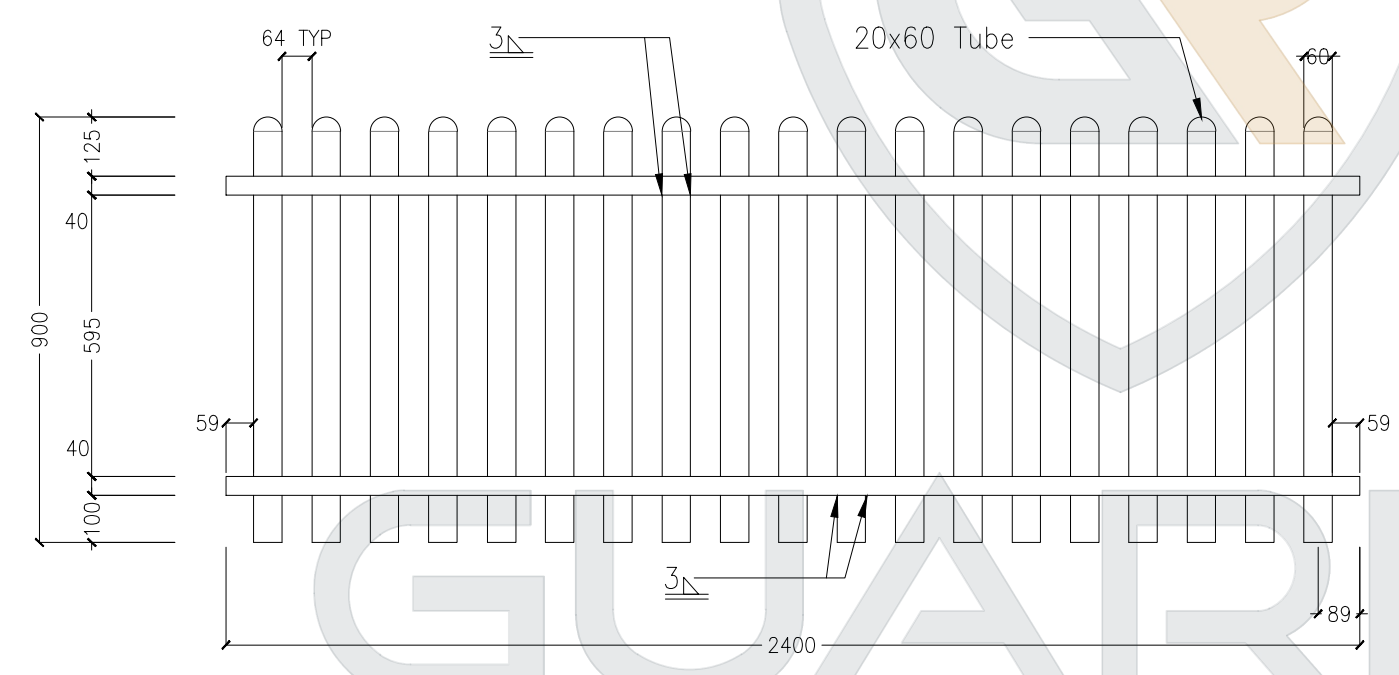
ITEM NO.	ASSEMBLY COMPONENTS	DRAWING NO.	QTY
01	Guard-R Field Panel 2400Wx900H - PC White	SF005.1	
02	Guard-R Field Picket 900H with Cap	SF005.5	19

REVISIONS	
NO.	DESCRIPTION

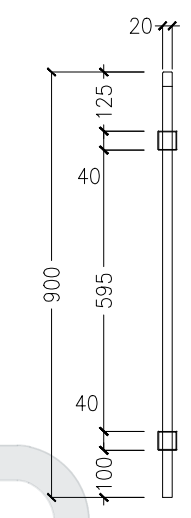
FINISH DETAIL		WEIGHT	
MATERIAL GRADE		WEIGHT	
FIRST COATING TYPE		COLOUR	
SECOND COATING TYPE		COLOUR	
DRAWING TITLE	SF005.1	SHEET NO.	
LINKING INVENTORY CODE	FLD-P2409-WH	A 2.0	
LINKING PRODUCTION CODE	POT2490/PWHITE		
DATE	JUN 2023	SCALE	AS SHOWN
DRAWN BY	SUMMIT CAD	PAPER SIZE	A4
DESIGNED	SUMMIT CAD	PROJECT NO.	-
APPROVED	STEVE O.	REF NO.	-



2A PLAN VIEW
A-2.0 SCALE: 1:16



2B ELEVATION VIEW
A-2.0 SCALE: 1:16



2C SECTION VIEW
A-2.0 SCALE: 1:16

DETAILS OF DESIGN

GRADIENT	TOP	FRAME / RAIL	TYPE	HINGE	LATCH	DROP BOLT	PICKET	INFILL	OPENING / CLOSING
-	-	-	-	-	-	-	-	-	-
OPENING WIDTH RANGE (MM)	HEIGHT RANGE (MM)	OPENING TO LEFT OR RIGHT	-	-	-	-	-	-	NOTES
-	-	-	-	-	-	-	-	-	-